

Severe Weather & Derecho Recovery Fund

**GH
DA**

**GREATER
HOUSTON
DISASTER
ALLIANCE**

FINAL IMPACT REPORT

May 2025



UNITED WAY
Greater Houston



**GREATER
HOUSTON
COMMUNITY
FOUNDATION**

Final Impact Report

May 2025

In April and May 2024, floods, straight-line winds, and tornadoes (“the disaster”) affected the Houston region, causing nearly one million people to be displaced from their homes or left without electric power for days to weeks. On May 18, 2024, President Joseph R. Biden approved a Major Disaster Declaration for these combined events impacting multiple counties, including Harris, Montgomery, and Waller counties, making federal assistance available to support local recovery efforts.

Recognizing the hardships created by the disaster, Greater Houston Community Foundation (“Foundation”) and United Way of Greater Houston (“United Way”) established the Severe Weather and Derecho Recovery Fund (“the Fund”) through a standing philanthropic partnership called the [Greater Houston Disaster Alliance](#) (“Disaster Alliance”). The Fund was also supported by Harris County Judge Lina Hidalgo and City of Houston Mayor John Whitmire. The work of the Greater Houston Disaster Alliance would not be possible without the support of its lead sponsors: Enbridge and Phillips 66.

In total, the Fund raised nearly \$3.1 million to support more than 6,400 people in 2,000 families, thanks to the generosity of so many individuals, corporations, and foundations.

“In the aftermath of a disaster, philanthropy plays a crucial role in ensuring survivors can begin recovery as soon as possible, often more quickly than government resources are on the ground. The Greater Houston Disaster Alliance is dedicated to catalyzing public and private partnerships, ensuring that the Houston region has a coordinated and effective response. We put this commitment into action by establishing the Derecho Recovery Fund, which successfully delivered recovery resources to those with the greatest need in the Houston region.”

Bob Harvey

Co-Chair, Disaster Recovery Council
Chair, Governing Board
Greater Houston Community Foundation
Retired President/CEO
Greater Houston Partnership

“The nearly month-long string of severe storms, floods, tornadoes, and derecho wind in April and May 2024 had a devastating impact on our community, particularly those families who are low- to moderate-income and often living paycheck-to-paycheck. The Severe Weather & Derecho Recovery Fund has been instrumental in helping thousands of households in the hardest-hit communities get back on their feet and on the path to recovery. I am so proud of the work done to ensure that our community receives the support it needs to rebuild and thrive.”

Donna Sims-Wilson

Co-Chair, Disaster Recovery Council
Governing Board Member
United Way of Greater Houston
Chief Operating Officer
Kah Capital Management

About the Fund



As of September 27, the [Disaster Recovery Council](#) had approved three rounds of funding to 20 unique nonprofit organizations providing critical financial assistance, resource navigation, home repair, and system coordination services to vulnerable households impacted by the disaster throughout the City of Houston and Harris, Montgomery, and Waller counties. Round 1 funds were quickly disbursed within 20 days of the derecho disaster and 14 days of the Fund’s launch.

The table summarizes grants made by Round and service; a detailed list of grantees can be found on page 14 and on the Disaster Alliance’s website, www.disasteralliance.org/derecho.

GRANT AMOUNTS DISBURSED BY SERVICE AND ROUND				
Service Area	Round 1	Round 2	Round 3	Total
Emergency Financial Assistance & Resource Navigation	\$1,310,000	\$0	\$0	\$1,300,000
Home Repair	\$0	\$1,400,000	\$67,200	\$1,467,200
System Coordination	\$0	\$116,000	\$5,500	\$121,500
Total	\$1,310,000	\$1,516,000	\$72,700	\$2,898,700

Note: Total funds disbursed are all funds available after credit card and other fees are deducted.

Round 1 - June 5, 2024

The Fund granted \$1,300,000 to provide basic emergency financial assistance or flexible emergency financial assistance combined with resource navigation. Basic financial assistance provided up to \$500 to help with basic needs including food, water, and medication. Flexible emergency financial assistance provided up to \$1,500 to help households cover various disaster recovery expenses including lost wages, temporary housing and small home repairs. Resource navigation helped survivors access additional recovery resources (like FEMA) and year-round safety net services (food pantry, behavioral health care, etc.).

Round 2 - June 5, 2024

The Fund granted \$1,516,000 to provide nonprofit-managed home repair services to impacted homeowners. Eligible repairs included tree and debris removal, repairs to seal the envelope of the home, and work to address critical systems like electrical and plumbing.

Round 3 - September 26, 2024

The Fund granted the remaining \$72,700 from the Fund to provide additional home repairs through existing grantees to impacted homeowners.

The following information includes data on the number of individuals and households served by the Derecho Recovery Fund by type of service and demographic characteristics. Data were provided by grantee organizations that collected information from clients to the best of their ability.

TOTAL SERVED

Through nonprofit grantees, the Derecho Recovery Fund served 6,007 individuals living in 2,034 households through emergency financial assistance, resource navigation, and home repair. Basic Emergency Financial Assistance provided up to \$500 in direct assistance per household to cover food and basic needs. Flexible Emergency Financial Assistance and Resource Navigation provided \$500 - \$1,500 in direct assistance to help with recovery costs from basic needs to temporary housing and light touch case management to connect households with additional disaster and non-disaster resources. Home repair services provided included debris removal, sealing the envelope of the home, and repairing mechanical systems to restore habitability.

	INDIVIDUALS	HOUSEHOLDS
Basic Emergency Financial Assistance	1,902	696
Flexible Emergency Financial Assistance	3,946	1,276
Resource Navigation	3,352	1,064
Home Repair	611	99

Note: since resource navigation was combined with flexible emergency financial assistance, some individuals and households received both services. There may also be duplication between home repair and either emergency financial assistance program.

TOTAL UNDUPLICATED SERVED



Individuals

living in



Households

TRUSTED DATA SOURCES

In the days immediately following the disaster, the Disaster Alliance compiled available data thanks to close working relationships with local Offices of Emergency Management of impacted counties, the Texas Department of Emergency Management (TDEM), and Connective to help identify communities experiencing a disproportionate impact as a result of the disaster. Data sources used in this analysis included:

- **Individual State of Texas Assessment Tool (iSTAT)** - a tool developed for TDEM to assess and manage disaster response efforts within Texas.
- **211 Calls for Assistance** - United Way of Greater Houston's 211 call center received disaster-related calls from April 26 - May 21 from Harris, Montgomery, and Waller counties with food/basic needs, shelters, FEMA and other resource navigation assistance, and disaster-related financial assistance as the primary services requested.
- **ALICE Households** - Asset Limited, Income Constrained, Employed (ALICE) households earn above the Federal Poverty Level but less than what it costs to make ends meet. These measurements provide a broader picture of financial insecurity. The data come from United for ALICE, a research initiative by United Way of Greater Houston.
- **Households living at/below Poverty** - The U.S. Census Bureau's 2022 American Community Survey (ACS) provides the percentage of households whose income falls at/below the federal poverty threshold.
- **Connective Needs Assessment** - distributed across the Houston region, Connective's Needs Assessment Survey asks disaster survivors about physical damage and financial impacts caused by disaster and what resulting needs are at the zip code level.

DISPROPORTIONATELY IMPACTED ZIP CODES

As a baseline, only zip codes where at least 50% of households were considered ALICE or below, including those living in poverty. Given the intended target population of the Fund, these zip codes represent geographic areas where there is a higher proportion of low-to-moderate income families that are likely to be un- or under-insured. To identify areas disproportionately impacted, three key factors were analyzed: **highest total need, highest proportional need, and highest total homes damaged.**

As a final step, the Disaster Alliance used the Social Vulnerability Index at the census tract level to identify high need zip codes with smaller pockets of high vulnerability. These analyses resulted in **a total of 31 disproportionately impacted zip codes across Houston and Harris, Montgomery, and Waller counties where the Fund's philanthropic resources were targeted.**

For Round 2 grantmaking, updated data was used to identify the most impacted zip codes based on reports of home damage, resulting in **10 priority zip codes for home repair programs.**

highest total need:
zip codes with more than 75 reported needs

highest proportional need:
zip codes with 0.2% or more of the population reporting needs

highest total homes damaged:
zip codes with 5 or more homes reported as damaged

DISPROPORTIONATELY IMPACTED ZIP CODES

Zip Code	Neighborhood	County	Zip Code	Neighborhood	County
77357	New Caney/Roman Forest	Montgomery	77011	Second Ward/Magnolia Park	Harris
77015	Cloverleaf/Channelview	Harris	77012	Magnolia Park/Harrisburg	Harris
77445	Monaville/Hempstead	Waller	77029	East Houston	Harris
77026	Kashmere Gardens	Harris	77022	Independence Heights	Harris
77484	Waller	Waller/Harris	77088	Acres Homes/Inwood	Harris
77016	East Little York/Homestead	Harris	77092	Langwood/Oak Forest	Harris
77028	Trinity/Houston Gardens/Settegast	Harris	77520	Baytown/Lynchburg	Harris
77080	Spring Branch Central/ North	Harris	77040	Jersey Village/Northwest Houston	Harris
77020	Greater Fifth Ward/Denver Harbor/Port Houston	Harris	77530	Channelview	Harris
77372	Splendora	Montgomery	77055	Spring Branch East	Harris
77078	East Houston	Harris	77049	Sheldon	Harris
77093	Eastex/Jensen	Harris	77304	Conroe	Montgomery
77091	Norshide/Northline	Harris	77065	Cypress Creek/Jersey Village	Harris
77547	Galena Park	Harris	77396	Humble/Atascocita	Harris
77013	El Dorado/Oates Prarie/Northshore	Harris	77009	Near Northside	Harris
77032	IAH	Harris			

 Denotes the 10 priority zip codes for Round 2 grantmaking where zip codes reported 15+ homes damaged.

TARGETING RESOURCES TO THE HIGHEST NEED

62% of households receiving basic emergency financial assistance were located in a priority zip code

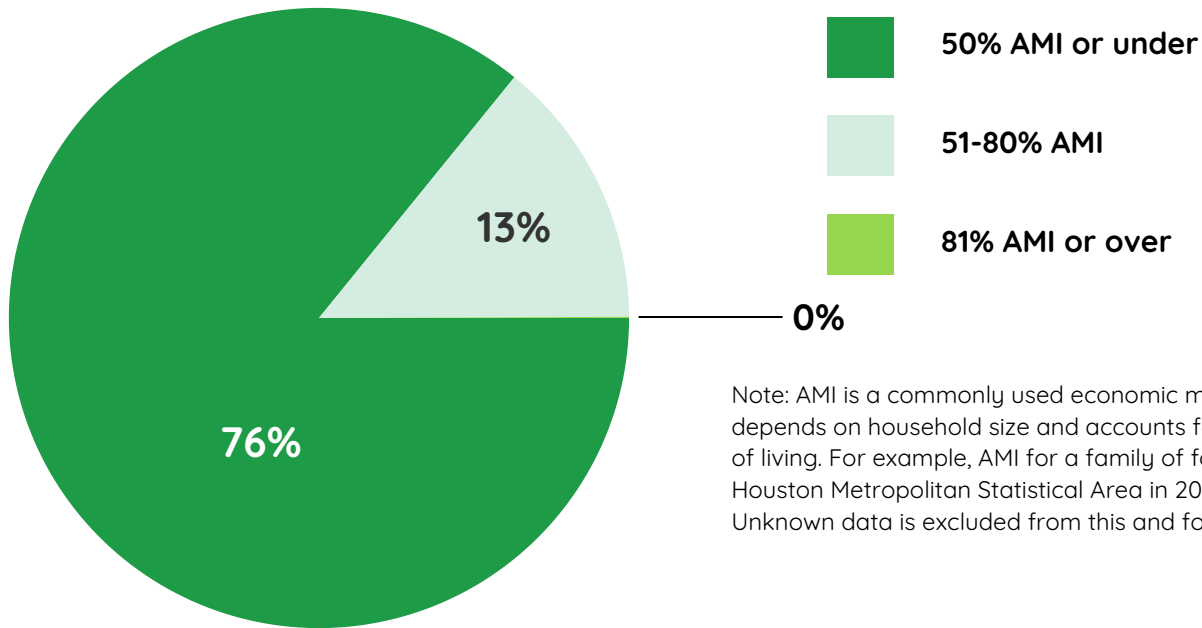
75% of homes repaired were located in a priority zip code

57% of households receiving flexible emergency financial assistance were located in a priority zip code

49% of all homes repaired were located in one of the top 10 zip codes identified for home repair

Emergency Financial Assistance

INCOME LEVEL as % of Area Median Income (AMI)



Note: AMI is a commonly used economic measure that depends on household size and accounts for a region's cost of living. For example, AMI for a family of four in the Houston Metropolitan Statistical Area in 2024 is \$94,600. Unknown data is excluded from this and following analyses.

AVERAGE ASSISTANCE PROVIDED PER HOUSEHOLD

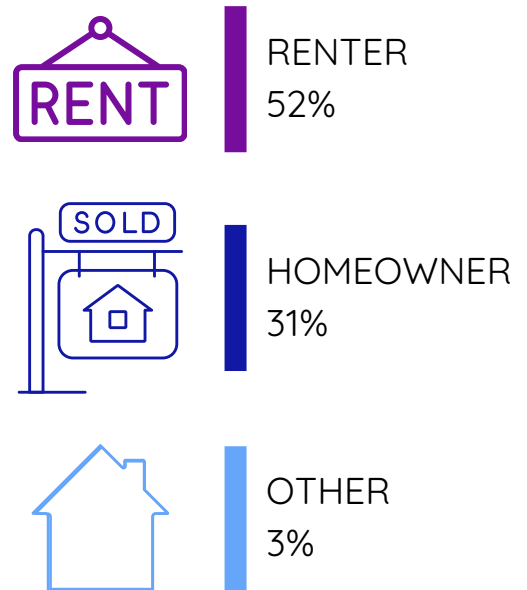
Basic Emergency Financial Assistance



Flexible Emergency Financial Assistance



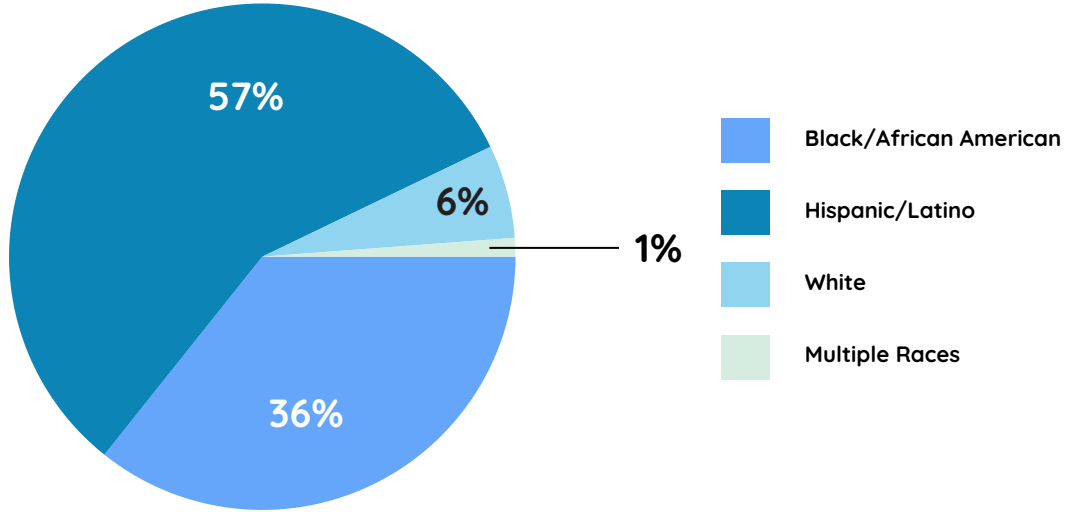
LIVING SITUATION



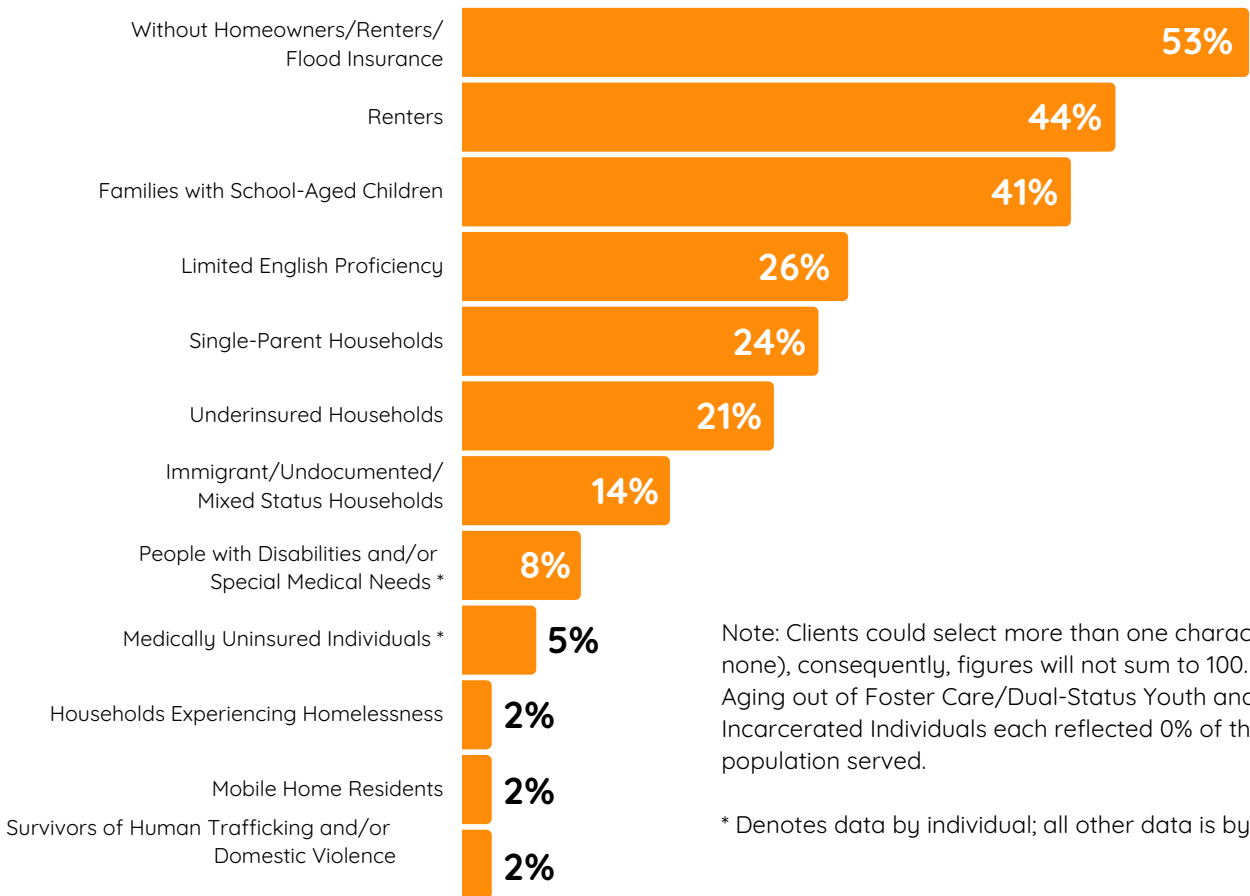
POPULATIONS SERVED

Research has shown that some groups are disproportionately impacted by disasters. At the same time, these groups are the least likely to have access to or receive assistance to recover following disasters. That is why, in addition to total need, relative need, and home-damaged data, Greater Houston Disaster Alliance prioritizes vulnerable populations when setting its fund strategy, establishing program guidelines, and making grant recommendations to the Disaster Recovery Council.

RACE/ETHNICITY



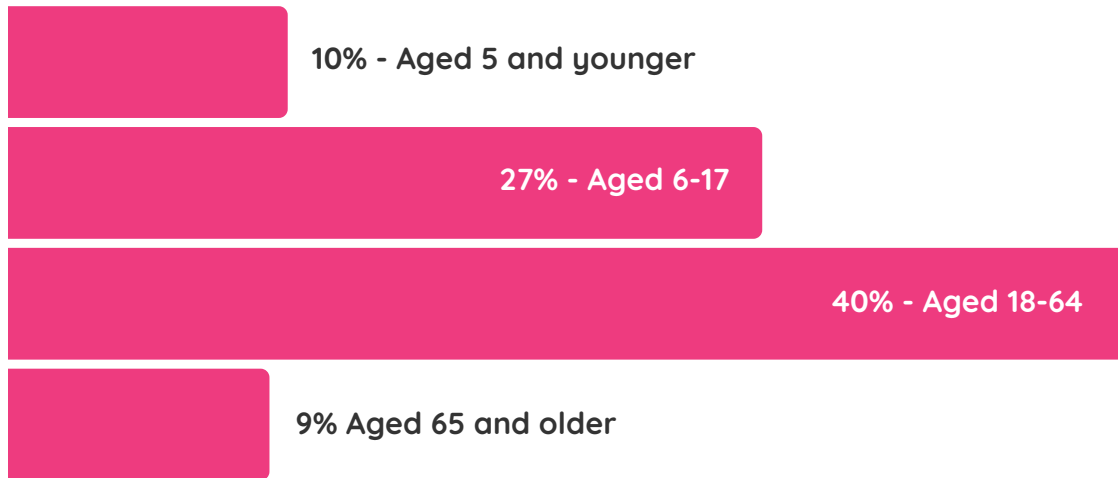
VULNERABLE POPULATIONS



Note: Clients could select more than one characteristic (or none), consequently, figures will not sum to 100. Youth Aging out of Foster Care/Dual-Status Youth and Formerly Incarcerated Individuals each reflected 0% of the population served.

* Denotes data by individual; all other data is by household

AGE - Percent of individuals served by age group



Client Story

“We had just moved from Virginia to Texas, into a beautiful home filled with family and love when the severe storms hit. In May, at 2:30 in the morning, water came rushing in and destroyed our home - everything that we had worked so hard for. My heart broke as I watched my family swim to higher ground to escape the flood. Seeing the damage done was devastating. Then we were connected with **Community Assistance Center** who saved us when we had nothing. Assisting us with hotel stays, resources for food and gas, and even a new mattress helped us see the light at the end of the tunnel. I will be forever grateful to their team for bringing us hope through the darkness.”

From Our Grantees

“ Many of the families we served had not experienced this type of storm and were caught off guard. We are acutely aware of the lasting and changing impacts from COVID and other disasters, as well as the rising cost of living. The simplicity of the process and the flexible use of these funds reduced the emotional and financial burden for families.

Fifth Ward Community Redevelopment Council ”

“ Words cannot express the gratitude of the many recipients of these emergency financial assistance resources. This aid was so critical in a time of dire need.

Tejano Center for Community Concerns ”

Home Repair



99
home repairs
completed



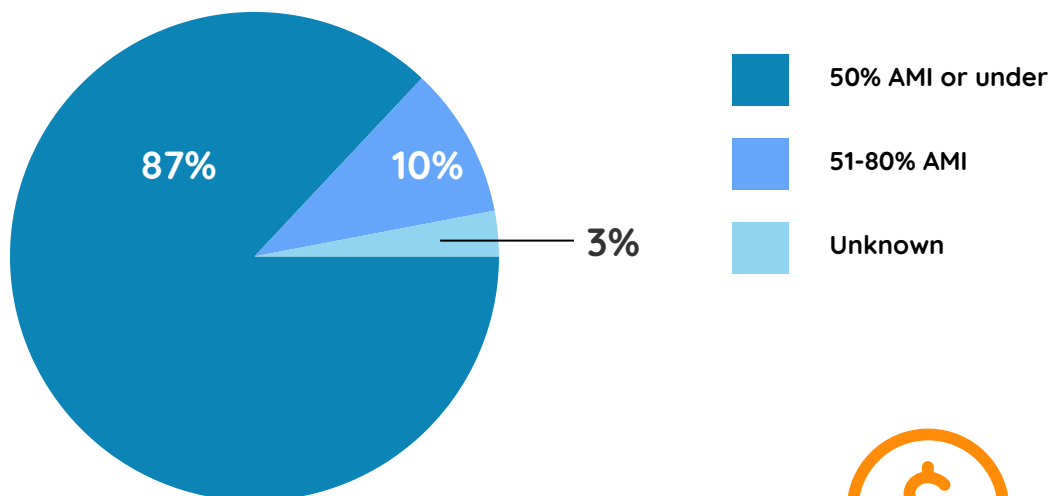
\$13,557
average repair cost
per home

In partnership with six home repair nonprofits and system coordinator Connective, the Severe Weather & Derecho Recovery Fund repaired 99 homes belonging to low-income households throughout the City of Houston and Harris, Montgomery, and Waller counties. Connective built and implemented an online, coordinated application for home repair that connects eligible applicants to fund grantees providing home repair services.

Connective’s coordinated home repair process involves three phases: a common application and intake, centralized eligibility verification and matching to home repair agencies, and ongoing troubleshooting and reporting. Connective also reports all quantitative home repair data on behalf of grantees.

The data reflect the demographics of households served for completed home repair projects.

INCOME LEVEL as % of Area Median Income (AMI)



Of the 33 homeowners with insurance, **68% cannot afford their insurance deductible.**

HOUSING TYPE




93%
single-family homes



7%
mobile homes, townhomes,
duplexes/fourplexes, or
condos

HOUSEHOLD SIZE



Home Repair Tier Standards

The use of Tiers for disaster home repairs was initiated after Hurricane Harvey as a way to establish community standards and to provide the same level of service across home repair agencies. A tiered system creates shared definitions about priorities and sequencing of repairs, levels of habitability, and outlines repairs and estimated costs.

Given the distinct impacts of the flooding, severe storms, and tornadoes, the Disaster Alliance covered the following services through the Derecho Recovery Fund program:

Tier 0	Tier 1	Tier 2
<ul style="list-style-type: none"> Emergency/urgent tree and debris removal 	<ul style="list-style-type: none"> Temporary tarping to seal the envelope during construction Gutting/removal of damaged interior building materials Required demolition and structural repairs Roof repair/replacement Foundation repairs Window replacement Siding repairs/replacement Gutter installation Mold control 	<ul style="list-style-type: none"> Repair of hazardous electrical conditions Mechanical repairs or interim temperature controls Plumbing repairs for essential fixtures Repairs to water and/or sewage lines Accessibility modifications Replacement of flooring, insulation, and sheetrock Costs for temporary storage

Client Story

“I am 83 years old, on a fixed income, and I financially support and co-parent my youngest granddaughter who lives with a disability. When the May storm blew off some of my shingles, I began worrying about leaks and water damage. Then, after Hurricane Beryl caused even more damage, I started to panic. I mentioned my concerns to my case manager at **BakerRipley** who connected me with the Derecho Fund home repair program.

From the time I turned in my documents until the time work was finished was about one month which was amazing. I am so impressed with how quickly and well **Houston Habitat for Humanity** worked to repair my home. Pedro and the Houston Habitat team were professional, proficient, and personable. I knew I was in good hands during our first meeting. Thank you all for my new roof - I don't know what I would have done without your generous support.

From Our Home Repair Grantees

“

This grant allowed us to quickly respond to residents in need. Paired with additional funds from other sources, we were able to make the homes we repaired more resilient to future storms. Working with GHDA is a rewarding experience and continuing to collaborate across home repair, case management, and client advocacy is something we all benefit from.

The Restoration Team

”

“

One of our clients lives in Settegast with her daughter in a home she has inhabited for decades. Her case was complex but we were able to do huge amounts of work on her home. This grant has been incredible because she is now engaged in our year-round preparedness work with real enthusiasm and is also inviting friends and family to join her.

West Street Recovery

”

Thanks to the many generous organizations and individuals, the Fund has raised and invested nearly \$2.9 million in 20 local organizations that have served more than 6,400 people in more than 2,000 households.

\$500,000

CenterPoint Energy Foundation • Comcast • Wal-Mart Foundation

\$100,000 - \$499,999

Aramco Americas • Bank of America • bp Foundation • ConocoPhillips • ExxonMobil
Powell Foundation • Randa & K. C. Weiner • Wells Fargo

\$25,000 - \$99,999

Enbridge • Fidelity Charitable Catalyst Fund • Port Houston • PwC Charitable Foundation
Shell USA Inc. • Texas Mutual Insurance Company

Nonprofit Partners

Thank you to these incredible organizations for providing critical recovery resources to our neighbors in need. Greater Houston Community Foundation and United Way of Greater Houston also extends thanks to the Grants Committee and Disaster Recovery Council for their recommendations and approvals, respectively, of all investments made from the Fund.

Basic Emergency Financial Assistance

- Catholic Charities of the Archdiocese of Galveston-Houston (\$50,000)
- Community Assistance Center (\$30,000)
- Fifth Ward CRC (\$50,000)
- HAAM Social Services (\$30,000)
- Target Hunger (\$50,000)
- Tejano Center for Community Concerns, Inc. (\$50,000)

Flexible Emergency Financial Assistance & Resource Navigation

- Community Family Center/Centros Familiares de la Comunidad (\$100,000)
- East Harris County Empowerment Council (\$100,000)
- Easter Seals of Greater Houston, Inc. (\$100,000)
- Family Houston (\$100,000)
- Hope Disaster Recovery, LLC (\$100,000)
- Memorial Assistance Ministries, Inc. (\$100,000)
- Society of St. Vincent de Paul Archdiocese of Galveston-Houston (\$100,000)
- Volunteers of America Texas (\$100,000)
- Wesley Community Center (\$100,000)
- West Street Recovery (\$150,000)

Home Repair

- Hope Disaster Recovery, LLC (\$350,000)
- Houston Habitat for Humanity (\$392,200)
- Rebuilding Together Houston (\$175,000)
- Tejano Center for Community Concerns, Inc. (\$175,000)
- The Restoration Team (\$175,000)
- West Street Recovery (\$200,000)

System Coordination: Home Repair

- Connective (\$121,500)

Disaster Recovery Council

Thank you to the Greater Houston Disaster Alliance Disaster Recovery Council. In addition to year-round governance and oversight, the Disaster Recovery Council played a critical role in approving the strategy for the Fund, as well as approving grant recommendations made by the Grants Committee.

Bob Harvey, Co-Chair - Retired, President/CEO, Greater Houston Partnership

Donna Sims Wilson, Co-Chair - Chief Operating Officer, Kah Capital Management

Patra Brannon-Isaac - Director of Education and Community Projects, Kinder Foundation

Todd Denton - SVP, HSE and Projects, Phillips 66

Winnell Herron - VP of Public Affairs, HEB

Mike Koby - SVP & COO, Gas Transmission & Midstream, Enbridge

Y. Ping Sun - Of Counsel, Yetter Coleman LLP

Tony Torres - Houston & New Orleans Office Audit Leader, Deloitte & Touche

Cynthia Wilson - Special Advisor for Organizational Culture and Education, City of Houston

Steve Maislin - President & CEO, Greater Houston Community Foundation

Amanda McMillian - President & CEO, United Way of Greater Houston

Grants Committee

Thank you to the staff-led Grants Committee who reviewed applications and made recommendations to the Disaster Recovery Council in alignment with grant guidelines and disproportionately impacted communities.



Brooke Campbell - Director of Community Outreach & Disaster Recovery, United Way of Greater Houston

Jessica Davison - Senior Director, Mission & Strategy, United Way of Greater Houston

Sara Martinez - Senior Director of Community Impact, Greater Houston Community Foundation

Nadia Valliani - Director of Community Impact, Greater Houston Community Foundation

Mary Vazquez - Vice President of Community Outreach, United Way of Greater Houston

Diana Zarzuelo - Vice President of Community Impact, Greater Houston Community Foundation

Contact Information



We inspire and create meaningful and positive change with our donors and for our community,

515 Post Oak Blvd.
Suite 1000
Houston, Texas 77027
Ph: 713-333-2200
www.ghcf.org



We work together to improve lives, build a stronger community, and create meaningful opportunities for people to prosper.

50 Waugh Drive
Houston, TX 77007
Ph: 713-685-2300
www.unitedwayhouston.org



www.disasteralliance.org
info@disasteralliance.org

